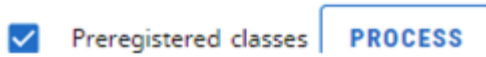
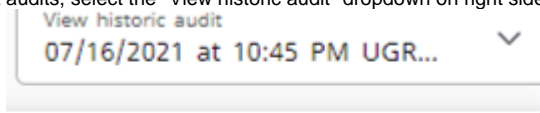


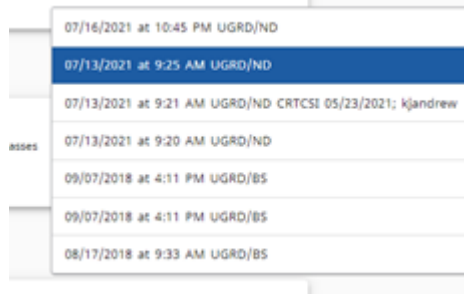
# Audit History

## Historic Audits

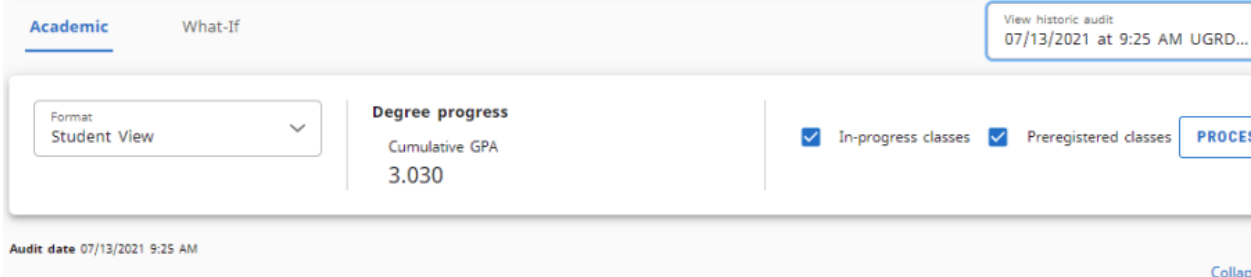
Degree Works stores the last three audits that you and/or your advisor have processed. To view these past audits, select the "View historic audit" dropdown on right side of Worksheet above Process button.



When dropdown opens, select the historical audit you wish to view and audit will load.



You can confirm your selection, as audit date below "Format/Student View" will display the same date as audit selected in "View historic audit."



Click the Print button if you would like to print or save this audit in pdf format. The audit date will print on the audit.

## Frozen Audits

Frozen audits will also appear in the audit history if an advisor has frozen your audit due to degree certification. Frozen audits are not part of the last 3 historical audits that are stored. They will always remain in the history unless deleted by your advisor.

