

# Favoriting Your Course

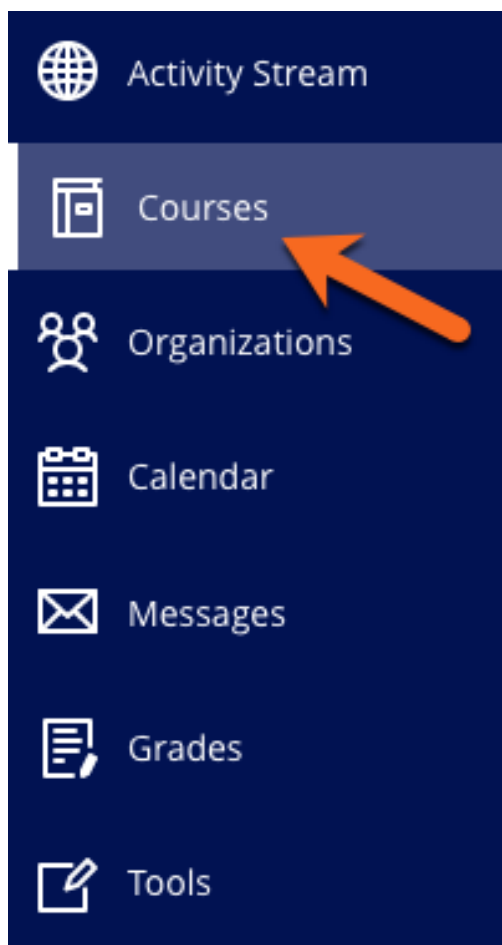
- [Topic Overview](#)
- [Steps](#)
- [Sources and Relevant Links](#)

## Topic Overview

One of the features of Blackboard is the ability to **favorite** courses on your Course page.

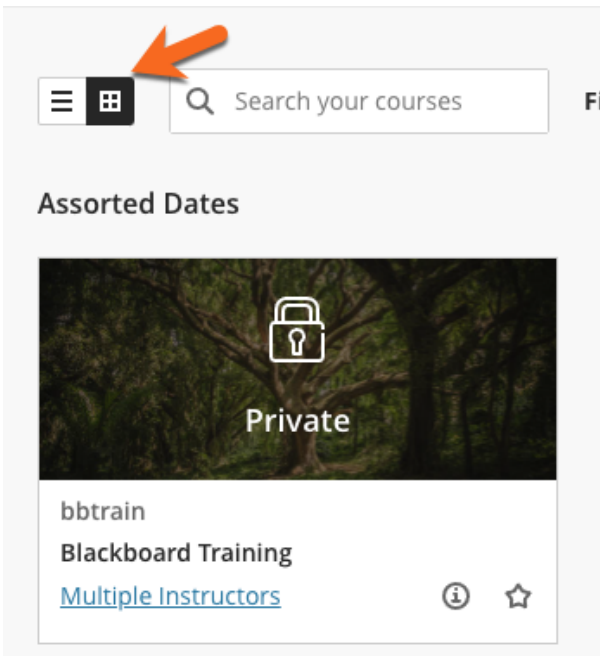
## Steps

After logging into Blackboard, select the **Courses** button on the left-side menu.

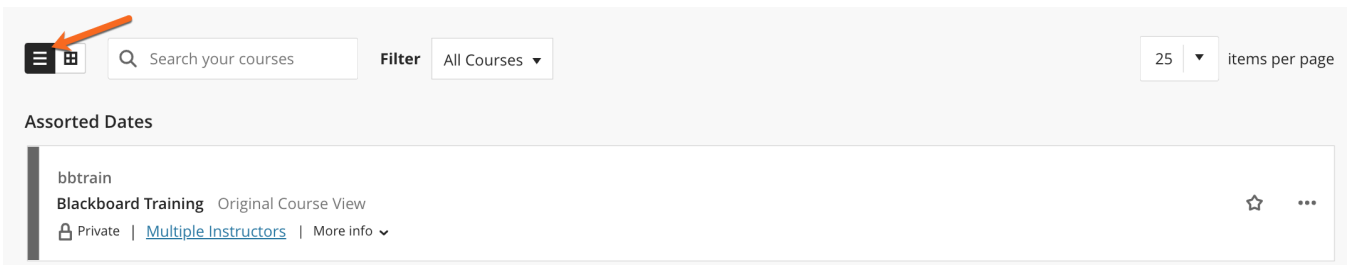


In your Current Courses page, select List or Icon

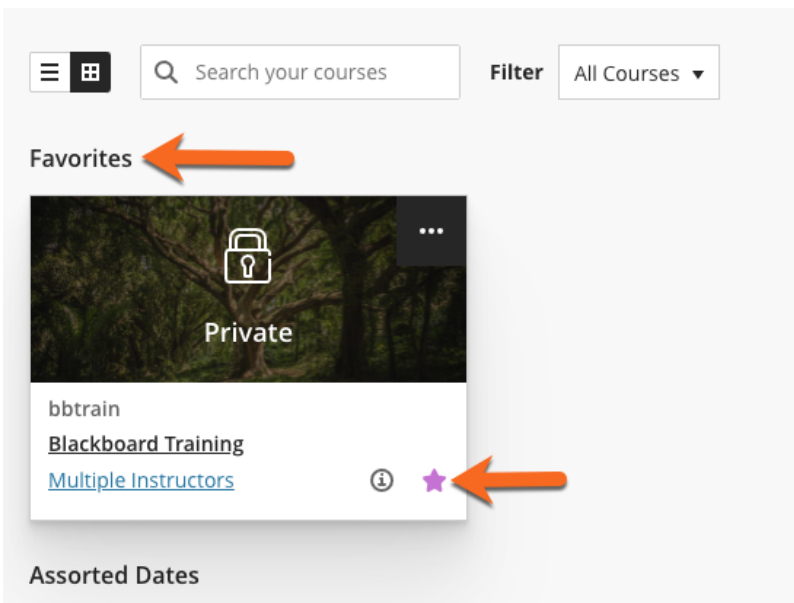
- Icon



- List



To favorite in Icon view, find the course and select the star icon in the lower right-hand corner.



To favorite in List view, select the star icon to the right of the title.

☰ ☒ Search your courses Filter All Courses ▾ 25 ▾ items per page

**Favorites** ←

bbtrain  
**Blackboard Training** Original Course View → ☆ ...  
Private | [Multiple Instructors](#) | More info ▾

Assorted Dates

This will bring the class to the top of the page for you to easily find.

## Sources and Relevant Links

[Find Your Courses](#)