

Viewing Instructor Comments on a Turnitin Submitted Paper - Students



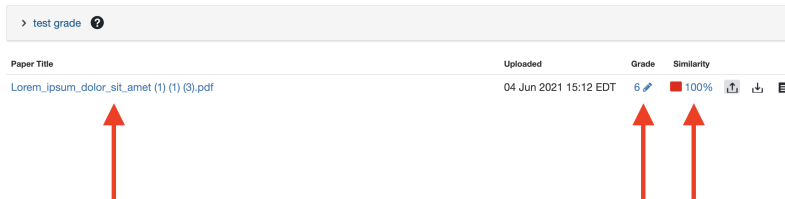
- [Topic Overview](#)
- [Steps](#)

Topic Overview

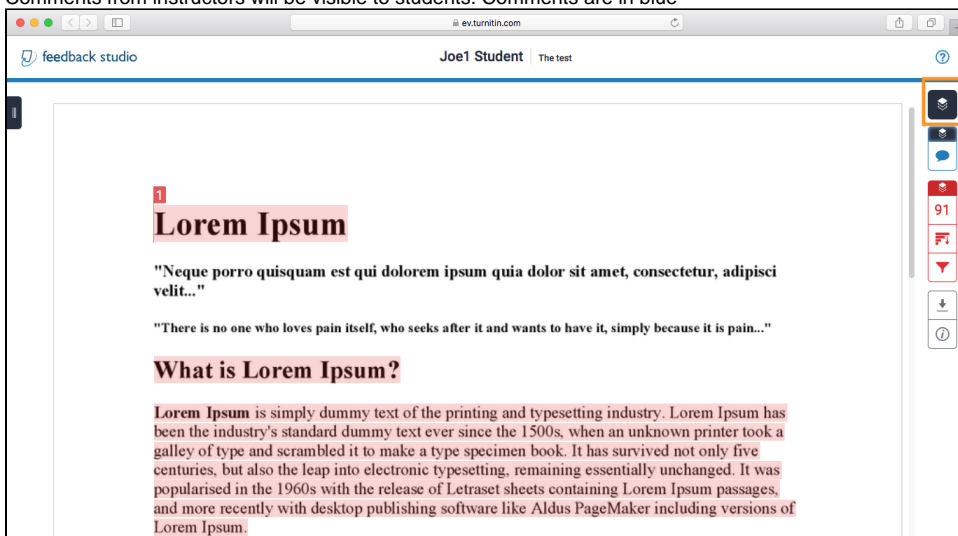
This document describes how students can view instructor comments on a submitted Turnitin assignment

Steps

1. Access the course in Blackboard, enter the content area where Turnitin assignment was submitted or via the MyGrades tool and click on the assignment title
2. On the next screen click on the document title, the grade, or the similarity score to launch the comment viewer




3. Click on Comment Bubble to view instructor comments
 - a. Comments from instructors will be visible to students. Comments are in blue




feedback studio Joe1 Student My submission /25

Embedded Content and Providing Audio Feedback to Student Assignments



1. Add voice comments to your students **Awk.** in assignments.
2. Click on GradeMark option
3. Click on grey bubble text box icon in bottom right hand corner
4. You may receive a message asking **Access** your microphone: Allow
5. Click on microphone icon to start recording
6. 3 minutes max **Weak Transition**
7. Pause and resume recording
8. Stop and save recording
9. Discard and re-record
10. <http://www.turnitin.com/demo/dv>



run on sentence

This is a free piece of software you can download down on either a windows or a mac to create an mp3 recording. Then the file can be attached in Blackboard for a student to retrieve.

Instructor Feedback

View Rubric

Voice Comment 0:00 / 0:22

Text Comment

No text comment was left for this paper.