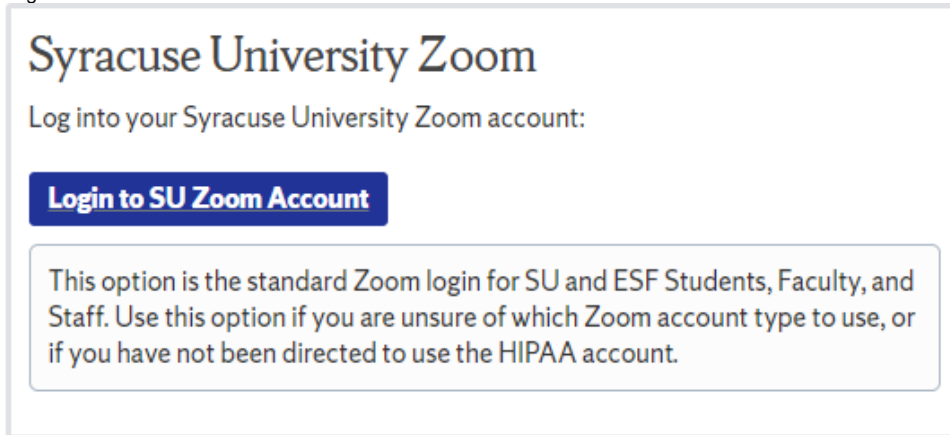


How to Log In Syracuse Zoom

Log in to the Zoom Web Site

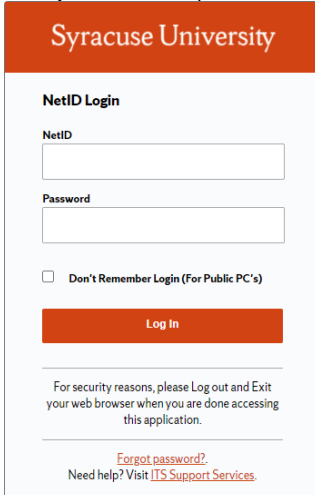
1. Open a web browser and go to zoom.syr.edu
2. Login to SU Zoom Account



3. Sign in



4. Enter your NetID and password, Log In

A screenshot of the Syracuse University NetID Login form. The form has a white background with a red header bar containing the text "Syracuse University" in white. Below the header, the text "NetID Login" is displayed in a small, dark font. There are two input fields: "NetID" and "Password". Below the "Password" field, there is a checkbox labeled "Don't Remember Login (For Public PC's)". A red "Log In" button is positioned below the checkbox. At the bottom of the form, there is a security notice: "For security reasons, please Log out and Exit your web browser when you are done accessing this application." Below the notice, there are two links: "Forgot password?" and "Need help? Visit ITS Support Services."

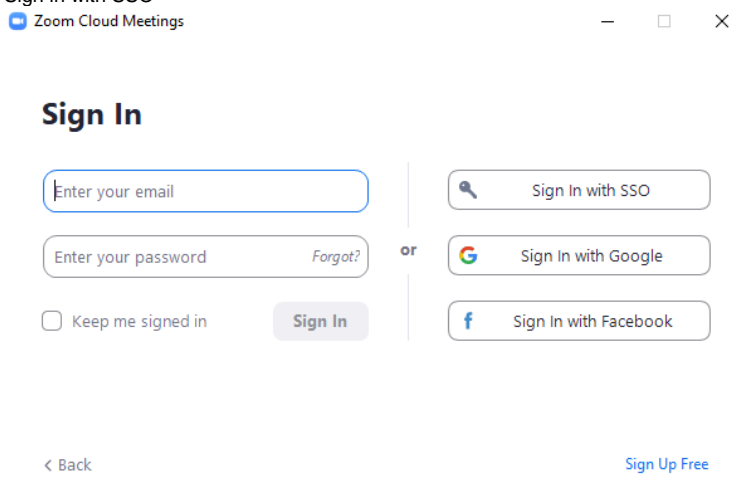
Log in to the Zoom App

1. Open the Zoom Application

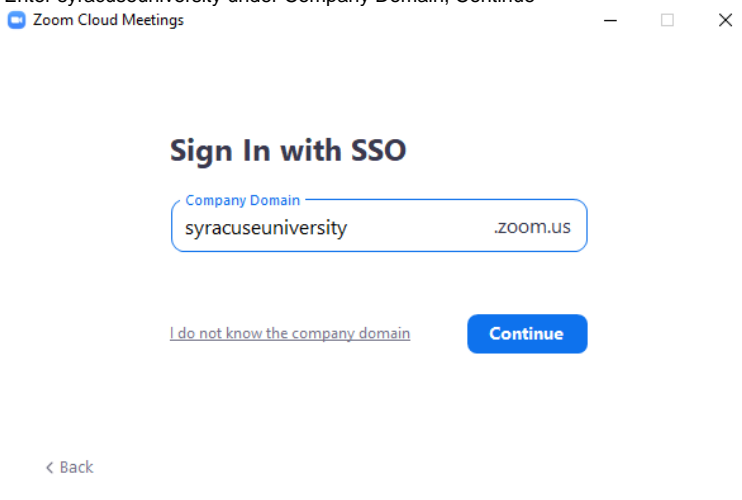
2. Sign In



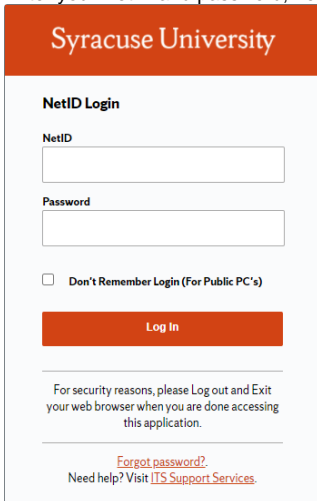
3. Sign in with SSO



4. Enter syracuseuniversity under Company Domain, Continue



5. Enter your NetID and password, Log in



The image shows a login form for Syracuse University. At the top, there is an orange header with the text "Syracuse University". Below this, the form is titled "NetID Login". It contains two input fields: "NetID" and "Password". Below the password field is a checkbox labeled "Don't Remember Login (For Public PC's)". A prominent orange "Log In" button is centered below the checkbox. At the bottom of the form, there is a security notice: "For security reasons, please Log out and Exit your web browser when you are done accessing this application." Below the notice are two links: "Forgot password?" and "Need help? Visit ITS Support Services."

6. Open Zoom Meetings

Open Zoom Meetings?

https://syracuseuniversity.zoom.us wants to open this application.

Always allow syracuseuniversity.zoom.us to open links of this type in the associated app

Open Zoom Meetings

Cancel

For assistance contact IT at wsmhelp@syr.edu, call 315-443-2342, or double click on the [Remote Support Button](#)