

Blackboard Analytics - Instructor Reports



- [Topic Overview](#)
- [Steps](#)
 - [Sources and Relevant Links](#)

Topic Overview

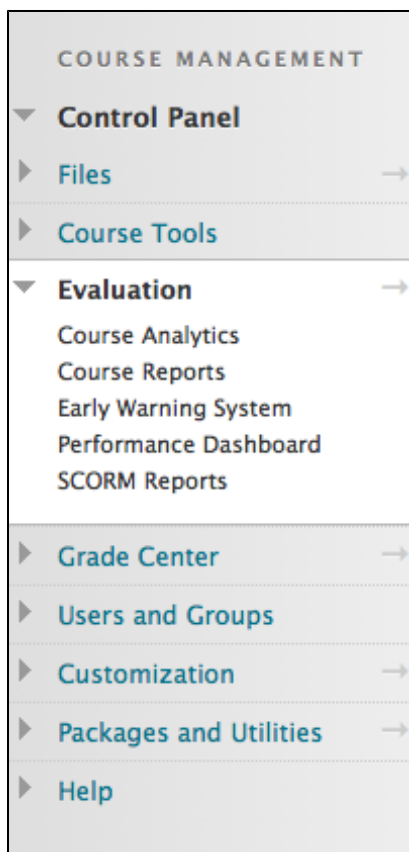
Steps

Log into Blackboard. blackboard.syr.edu

Scroll to Course Management - Control Panel

Click on Evaluation to expand menu

Click on Course Analytics



Click on the name of the report.

Course Analytics



Course At-a-Glance

This report compares this course against other courses in the same department.
> Last Run: Never



Activity and Grade Scatter Plot

This report plots the distribution of student activity against their grades in this course.
> Last Run: Never



Activity Matrix

This report shows a visual representation of student activity in the course.
> Last Run: Never



Course Submission Summary

Summary of User Submissions for this Course
> Last Run: Never

Or hover the mouse over the name of a report to show the drop down arrow. Click Run.

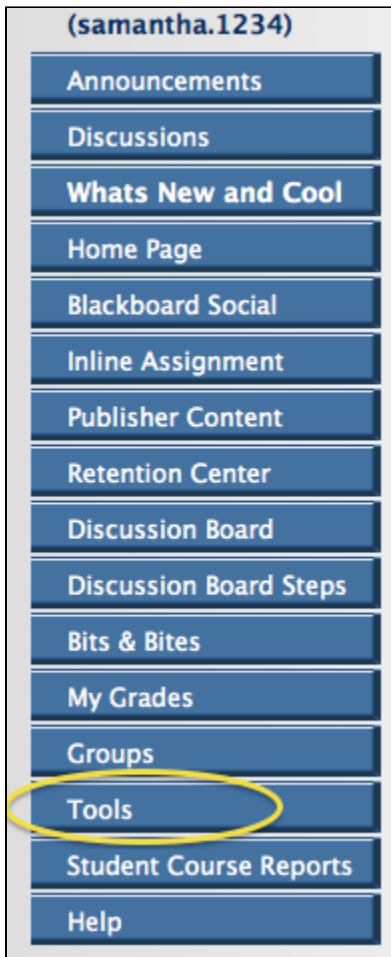


Course At-a-Glance

This report compares this course against other courses in the same department.
> Last Run: Never

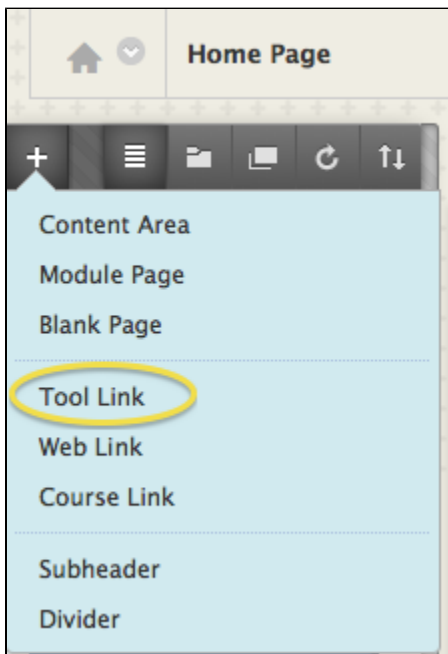
Run

If instructors make the course analytics available to students, the students can access the Student Report through the Tools menu button.



Or instructors can create an access point for students in the menu list by creating a tool link.

Click on plus sign in the top left hand corner above the menu buttons. Select Tool Link from the selection.



Provide a name for the menu button i.e. Student Course Reports and select Course Analytics (Student Report) for the Type.

Add Tool Link

* Name:

Type: **Adobe Connect** ▾

Available to

Groups

Tools

Whats New a

Home Page

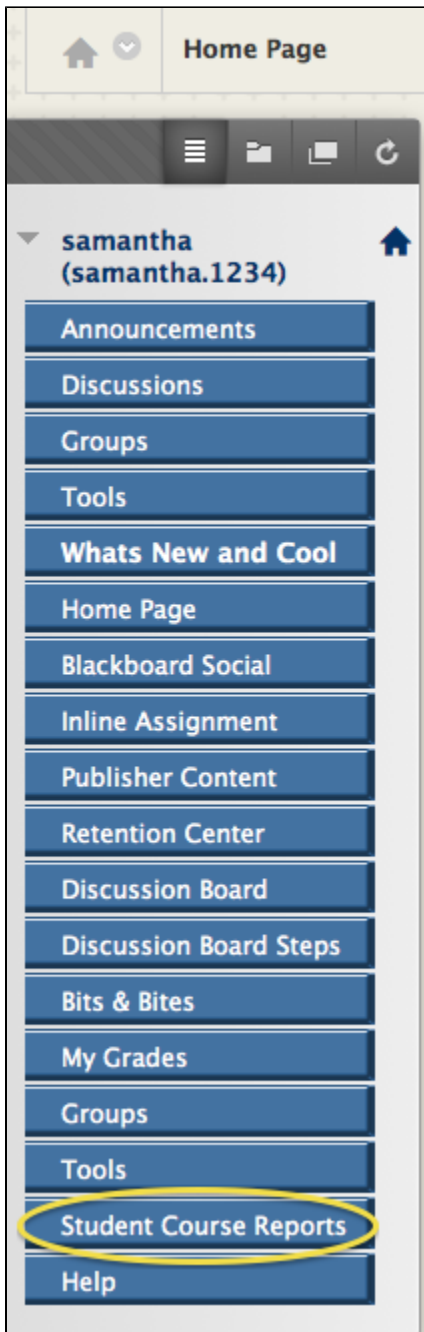
Blackboard So

Inline Assignm

Publisher Con

- Adobe Connect
- Announcements
- Ares Course Reserves
- Blackboard Help
- Blogs
- Calendar
- Collaboration
- Contacts
- Course Analytics (Student Report)**
- Course Messages
- Discussion Board
- Email
- Glossary
- Groups
- Journals
- McGraw-Hill Higher Education
- My Grades
- NBC Learn
- NBC Learn Playlist
- Science Toolkit

The new menu buttons will default to the bottom of the menu buttons but you can re-order the menu buttons.



Sources and Relevant Links

[Blackboard](#)

[Blackboard Analytics](#)

[Blackboard Analytics - Student Reports](#)

[Blackboard Analytics - Course At-a-Glance](#)

[Blackboard Analytics - Activity and Grade Scatter Plot](#)

[Blackboard Analytics - Activity Matrix](#)

[Blackboard Analytics - Course Submission Summary](#)

[Blackboard Analytics - Activity Compared to Others](#)