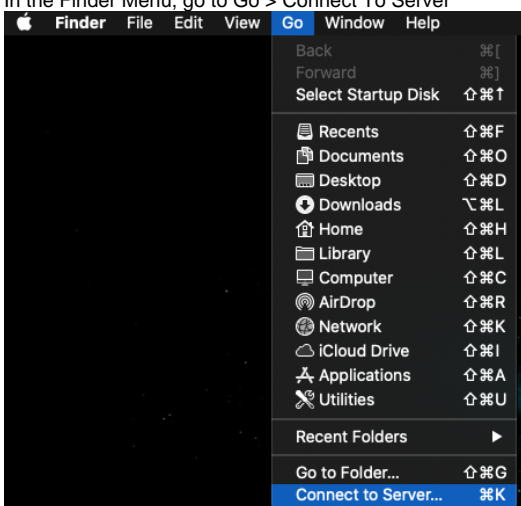


macOS - Connecting To The G Drive From Personal Mac

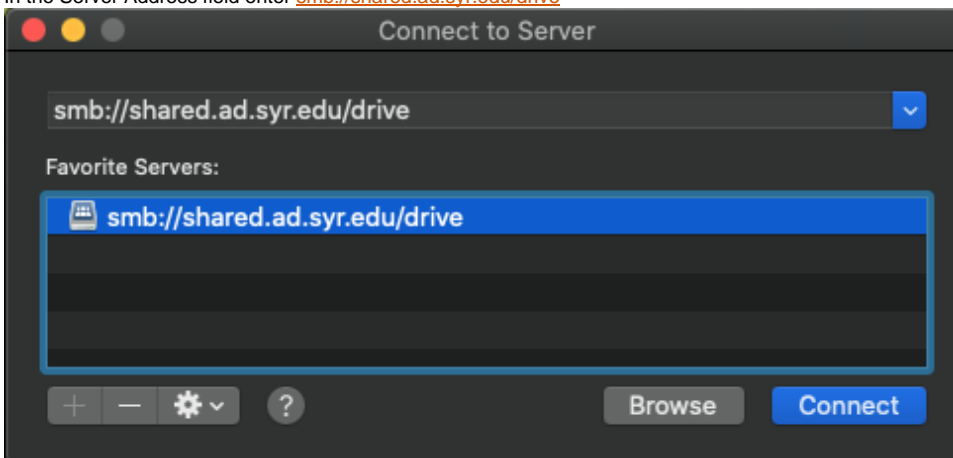
In order to connect to the G drive from a personal Mac, you need to connect to [VPN](#) first.

Access to G Drive Space on a Mac

1. In the Finder Menu, go to Go > Connect To Server

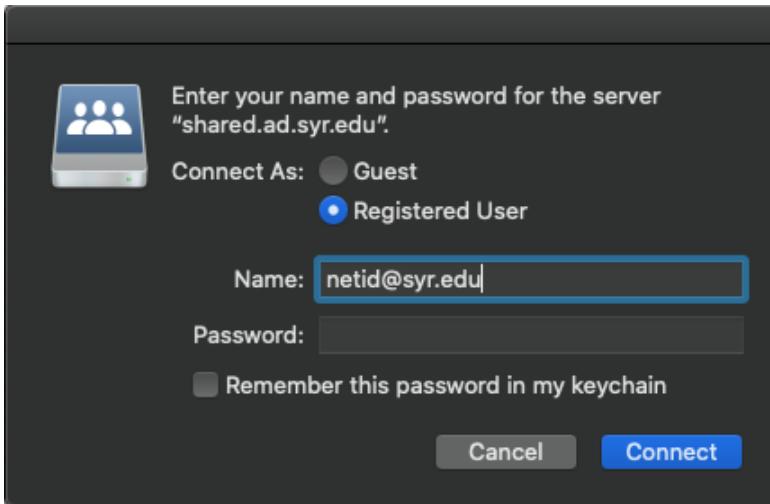


2. In the Server Address field enter [smb://shared.ad.syr.edu/drive](#)



Click on the plus button on the left to add the server to your favorites list

3. Click Connect.
4. Enter your **full email address** and Password



Enter your name and password for the server "shared.ad.syr.edu".

Connect As: Guest
 Registered User

Name:

Password:

Remember this password in my keychain

5. Click Connect

6. A Finder window will pop up with the connected AS share.